


Santa Rosa - 5-story Commercial Bldg
(CSMIP Station No. 68387)

SENSOR LOCATIONS



Roof

3rd Floor

2nd Floor

Ground Floor


South Elevation



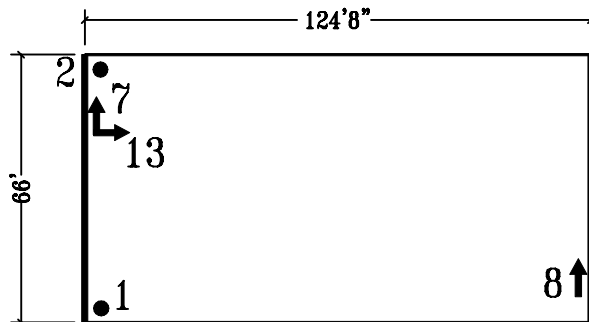
Structure Reference
Orientation: $N_{ref} = 330^\circ$




Roof Plan




4th Floor Plan



Ground Floor Plan



2nd Floor Plan



3rd Floor Plan