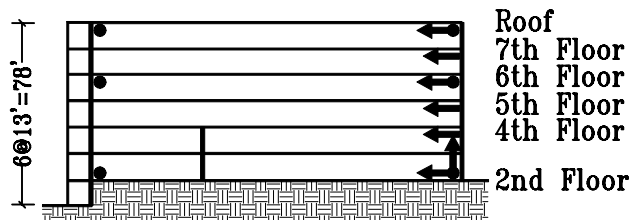
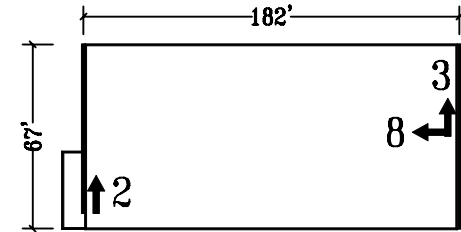


San Francisco - 6-story School Bldg
(CSMIP Station No. 58479)

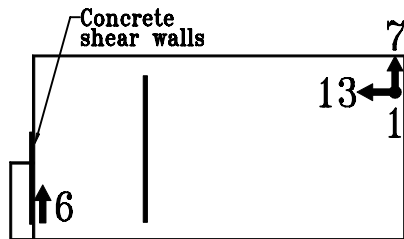
SENSOR LOCATIONS



N/S Elevation



Roof Plan

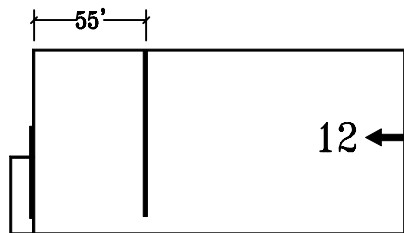


2nd Floor Plan


N
N_{ref}
Structure Reference
Orientation: N_{ref} = 345°




7th Floor Plan



4th Floor Plan



5th Floor Plan



6th Floor Plan